

# THE SHARON WOODROW MEMORIAL E-BOOK LIBRARY OF AACI

## INSTRUCTIONS

### The First Time You Use the Freading App

#### Step 1: GET A FREE ADOBE ID ACCOUNT

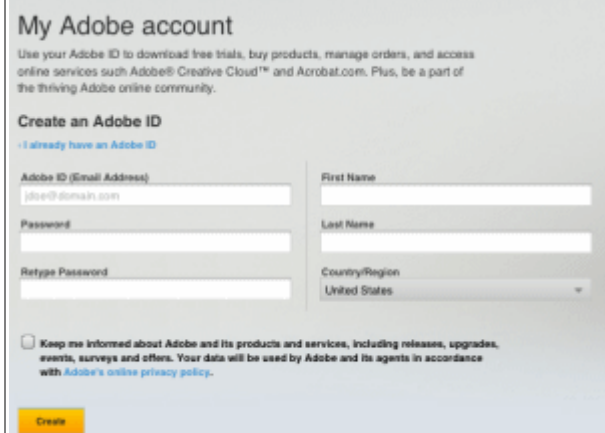
a. To use the Freading service, you must have an Adobe ID. If you do not have an Adobe ID, you can create one on your PC or the browser of your device. Go to [www.adobe.com](http://www.adobe.com) and click on "Sign In" on the top right of the screen. (If you have an Adobe account, skip to step 2.)



On the Adobe sign in page, click on the link "Don't have an Adobe ID?"




c. Fill out the form and click on the "Create" button. Write down the password as you will need it in Step 2.



## Step 2. GET THE FREADING APP


Open the App Store on your device and search for "Freading." The free Freading app will show up in the Search Results.



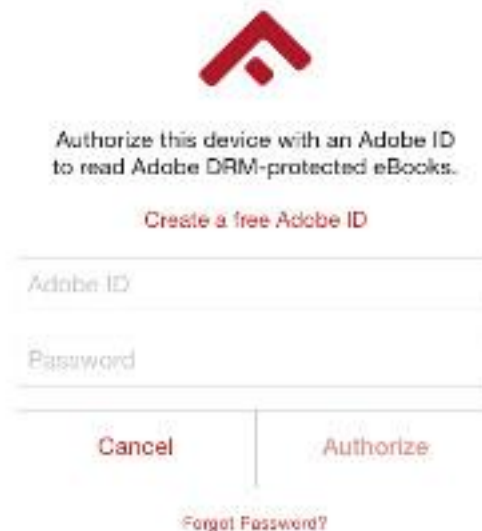
Click on the "Install" button.



After the app installs, click on the "Open" button.

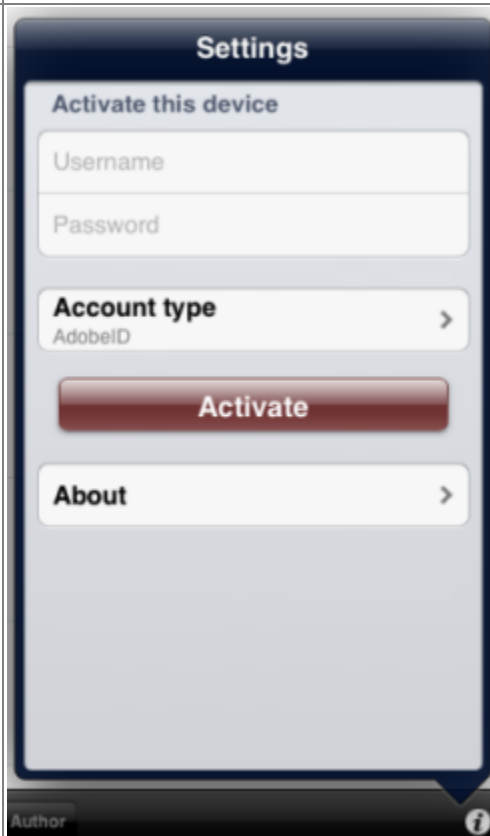


The Freading reader will open. You will need to activate the app with your Adobe ID. Click on the icon for more information: on an Apple device this is the "i" in the bottom right corner. (The Droid "more info" icon is usually in the bottom left corner. Click on the "Account link" to activate your device.)



A window will open to enter your Adobe user name and password. Your username is your email address. The password is the one you created in Step 1. After you enter this information click on the "Activate" button.

Close the Freading app and open the browser on your device.



# Every time you search for new Freading titles

## Step 3. Search for titles on the Freading website

Go to The Sharon Woodrow Memorial E-Book Library-AACI website:  
<http://aaci.freading.com/index> Bookmark the site because you will start at this page every time you search for Freading books.

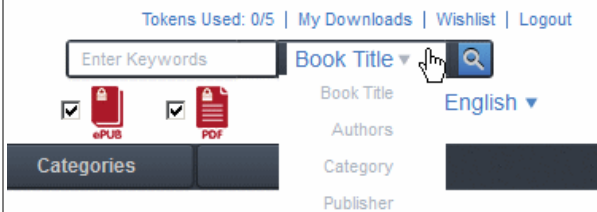


## Searching for a Title

a. There are several ways to search the Freading site. You can browse top downloads, new arrivals, or by category, by clicking on the tabs near the top of the screen.



b. You can do a keyword search for title, author, category or publisher by using the search box at the top right of the page and changing the drop down menu to the right of the search box.



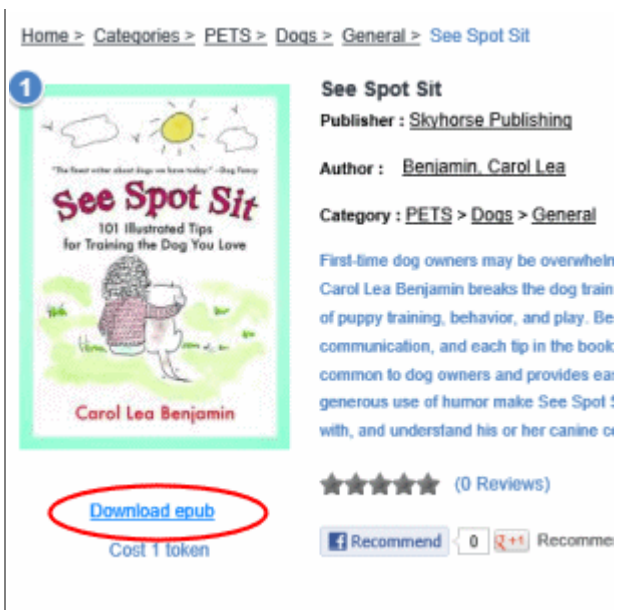
c. When you have found a book you want, click on "Login to Download" directly underneath the book jacket.



d. Log in with your AACI membership number.



e. After logging in you will be brought back to the same page. Click on the download link directly below the book jacket.



Home > Categories > PETS > Dogs > General > See Spot Sit

**1**

**See Spot Sit**  
Publisher : [Skyhorse Publishing](#)  
Author : [Benjamin, Carol Lea](#)  
Category : [PETS](#) > [Dogs](#) > [General](#)

First-time dog owners may be overwhelmed. Carol Lea Benjamin breaks the dog train of puppy training, behavior, and play. Be communicative, and each tip in the book common to dog owners and provides a generous use of humor make See Spot Sit with, and understand his or her canine companion.

★★★★★ (0 Reviews)

[Download epub](#)  
Cost 1 token

[Recommend](#) 0 [Recommend](#)

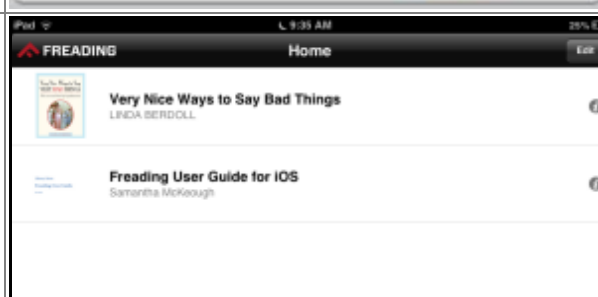
f. A window will open. Choose "Open in 'Freading'."



UR...sm  
1 KB

Open in... Open in "Freading"

g. The Freading app will open and the book will appear in the list of titles.



IPAD L 9:35 AM 25% E

**FREADING** Home Edit

**Very Nice Ways to Say Bad Things**  
LINDA SERDILL

**Freading User Guide for iOS**  
Samantha McKeough

## Special Kindle Fire Instructions

### 1. Download the Freading app

The Freading app can be downloaded onto the Kindle Fire, but not other versions of the Kindle. To install the app you need to complete several additional steps.

1. Go to the settings on the Kindle Fire (it is the bicycle gear icon at the top) and tap "device". Turn on the switch for allowing unknown applications.
2. Go to the browser on your Kindle Fire and type in m.getjar.com.
3. You may be prompted to install the GetJar app at this point, click on 'download' if you are prompted. If not, search for 'getjar' on this site.
4. After you find the GetJar app, click on to download it to your Kindle Fire.

5. A little number icon will appear in a circle next to the name of the Kindle at the top of the display when the download is complete. Click on the number and follow the instructions on the screen to install it.
6. Tap the back arrow on the screen to go back to browse the GetJar store.
7. Search for and download the Freading app.
8. A number icon will appear by the name of the device to indicate the download is complete. Tap the number to find the file to install.
9. The Freading app will now show up on the home page of the Kindle Fire. The first time you turn the Kindle off after the install, you may need to press the sync/refresh button, which is in the first menu after pressing the settings gear icon.
10. Continue from Step 1 above.

Note: If the popup does not appear automatically for the GetJar app when you first visit the website ([m.getjar.com](http://m.getjar.com)) you can manually download it by clicking any of the apps on the screen. After this, proceed with step 5.